







Blended Home Learning Spring 2021 Helen Keller Week 5

 1 Day 1	 2 Day 2	 3 Day 3	 4 Day 4	 Friday
--	--	---	--	--

English



English





Home Learning Grid




Home Learning Grid

Weekly Assembly




[Click here to go to Home Learning page](#)


Maths



Maths



[Click here to download Helen Keller's Home Learning Grids](#)


MacIntyre Quest Academies

 HK Home Learning Menu


Spelling Adding my spelling words: Vowels are worth 10 and consonants are 5. Write your words and then add the value of each letter in the word. e.g. cat 5 + 10 + 5 = 20	Spelling Use an old newspaper or magazine (ask permission first). Find and cut up the letters that make up your 10 most difficult spelling list words. Glue them into your spelling journal.	Spelling Write a rhyming word for each of your spelling words.	Spelling Backwards words: Write your spelling words forwards and then backwards! Remember to write them neatly.	Spelling Write your spelling words using fancy letters. Write the word normally, then write it in a fancy way, e.g. catch catch <i>catch</i>									
Maths Roll a die and multiply the number that appears by your first roll to practice your smaller times table.	Maths Choose a number 1-12 and play the card game 'snap'. Every time you 'snap', you need to multiply the number on the card by the number chose at the start. E.g. if you've snapped a pair of 2s, you need to do 2 x 3.	Maths Count the number of teaspoons you have in the kitchen. Multiply this number by 2. Double this number. Multiply this number by 100. Divide this number on half.	Maths How many doors are in your house? Double this number. Add 256 to this number. Add 1000 to this number. Divide this number by 2.	Maths Alphabet numbers: If the letters a=1, b=2, c=3 and so on, how much do the letters in your whole name add to (first name, middle and surname)?									
Health Do a good deed for someone at home without needing to be asked. i.e. help Mum bring in the washing, set the table, etc.	Alphabet list Starting with the letter 'a', list a word to do with exploration for each letter of the alphabet. e.g. searchologist, biobotany Bay, c,captain Cook.	Word in a word How many smaller words can you find in the word 'explore's'? <table border="1" style="margin: 5px auto;"> <tr><td>x</td><td>x</td><td>p</td></tr> <tr><td>i</td><td>o</td><td>r</td></tr> <tr><td>e</td><td>r</td><td>i</td></tr> </table>	x	x	p	i	o	r	e	r	i	Science Go for a nature walk around your home and write down the names of objects you see for each letter of the alphabet. i.e. a-apple tree, b-bark, etc.	History What is your family tree? Do some research into your family name and draw your family tree.
x	x	p											
i	o	r											
e	r	i											
Spelling Look, cover, say, write, check. 10 words from a book your reading or your favourite interest eg Fortnite, Battle box, Skins, Ikon.	Spelling Put your spelling words into alphabetical order.	Spelling Draw a picture to match the meaning of each of your words.	Spelling Write silly sentences for your 10 spelling words.	Spelling Write a story or a letter using all of your spelling words.									
Reading Read your favourite book and then write a terrible review about it with reasons why.	Maths Write out all the multiples of each times table onto sticky notes. Practice by looking at each number and saying the table aloud, i.e. 12 is 4 x 3.	Literacy Write an introduction to a spooky story. Must include a place character and a reason for being there.	Maths Measure ten things in your house and record the measurements in CM and mm.	Literacy Describe one of your meals in 5 sentences.									

PSHE



[Click here for PSHE page](#)

Science



Creative Curriculum



[Please click here to access Day 1 Lessons created by Teachers](#)


[Please click here to access Day 2 Lessons created by Teachers](#)

Manga High Maths



[Click here to login](#)

Lexia English



[Click here to login](#)

Dear Parent/Carer,

Above you will find the Blended Home Learning menu for your child to help continue their education whilst not in school.

For each teacher created lesson you will find a link to enable you to download the lessons and resources. Some have been created as video lessons and others are PowerPoint lessons.

A bespoke Home Learning Grid has been created for Helen Keller to allow the learners some choice in the activities that they complete to meet their needs.

-The **weekly assembly** is on the main Home Learning page.

- Please contact your Form Tutor **if you have lost your logins** to Lexia and Manga High or if you require **any additional work** during the week.

-If you need any **resources printing**, please let us know and we will send them out to you.

Please can you complete the Home Learning Daily Log by clicking on the link below. This allows us to track engagement and progress.

<https://bit.ly/3iSCK46>

Also any work completed can be sent into school via email to the Form Tutor or by post to the school office (we will provide a stamped envelope on request) and teachers will provide feedback.