



# MacIntyre Academies

## Quest Academy

8th November 2017

**OUR QUEST:** Working Together: Nurturing Individuals: Celebrating Uniqueness: Unlocking Potential. **READY FOR LIFE!**



**Our Quest: working together; nurturing individuals; celebrating uniqueness; unlocking potential.  
READY FOR LIFE!**

# WELCOME



Dear Parents/Carers,

I hope that you are enjoying reading the school newsletter and that you feel that the information contained within it is informative and gives you a flavour of what the pupils have been doing whilst they have been at school.

The newsletter is one of our forums where we celebrate pupils' achievements. Please contact us if you would like us to share any of your child's achievements outside of school.

In our next newsletter we will be introducing three new sections: **Pets' Corner**, **Quote of the Week** and **Review of the Week** (books, films, songs and games). Please encourage your child to send in pictures of their pets and /or write a short paragraph about their pet, favourite book, song, film or game.



This week Year 5 and 6 visited the Forest School site. During their visit they met their Forest School leader and enjoyed exploring the mud kitchen, forest music centre and pond area. As the weather is getting colder and wetter pupils will need to remember to bring their wellington boots, waterproofs and a warm/ waterproof coat each week as they will attend Forest School sessions regardless of the weather.

I would also like to take this opportunity to thank everyone for being so patient about some of the uniform items not arriving until this week. Now that the pupils are able to wear all of their uniform correctly everyone is looking very smart.

This week we had a number of visitors from MacIntyre Charity who commented on how impressed they were with the pupils' attitude to work and how calm the school felt.

I look forward to meeting with you all at our Parent's Afternoons.

Kind regards

*Nicola*



# Flapjack Dipped in Fair Trade Chocolate

## Learning objective

In this activity you will be able to:

Explain what Fairtrade is and how it impacts on people's lives.

### Ingredients:

- 320 grams oat flakes
- 200 grams butter
- 250 grams Fair Trade demerara sugar
- 1 pinch of salt
- Large handful of Trade Fair sultanas or raisins
- 5 millilitres of BOTH cinnamon and ground nutmeg

### Equipment needed:

- Weighing scales
- Measuring spoons
- Baking tin
- Large bowl
- Wooden spoon
- Pan



## Flapjack Method

- Put the oven on 190c or gas mark 5
- Line a deep baking tray with grease proof paper
- Mix the oats, sugar, salt, sultanas/raisins and spices into a large bowl
- Melt the butter and pour into the mixture. Mix all the ingredients until it is the same colour
- Place in the oven and bake for 30 - 35 mins

### Safety considerations:

Oven

Look what arrived in the post this week! Well done to all that took part!



# Safeguarding News

This week's safeguarding focus is on the evenings getting darker now that the clocks have gone back.



Everyone will have different curfews for their children but just a note to follow the message:

**Be Safe. Be Seen**

## Fluorescent and Reflective



These are the two materials that get you noticed. If possible encourage your children to wear these kind of clothes even if it just to walk a short distance from your house. If you or your children cycle this is also a good message to follow.

## How they work

- Fluorescent material works outdoors in the daylight and is essential in poor daylight or dusk. It reacts to the ultra-violet rays in sunlight, which make it glare.
- Fluorescent materials usually come in orange, yellow or lime green.
- Reflective materials work only at night and reflect the light straight back to the driver. Thousands of tiny beads in the material act like cats eyes on the road.
- To be totally safe, consider clothing items which combine elements of both fluorescent and reflective material. They enable you to be seen all around the clock.
- Remember – fluorescent for day, reflective for night. Knowing the difference could be a matter of life or death.
- If you do not own such material, wearing something white, bright or colourful will help. Going out at night in dark clothing can put your safety at risk.

# Restate with Respect

The target is to allow pupils the opportunity to change an inappropriate message or response to one that is socially acceptable. This might relate to the vocabulary used or their tone or volume of voice.



## Facts

- Some pupils respond with words or a tone of voice that maybe interpreted as disrespectful by others. Often pupils are unable to recognise the importance of the paraverbal features (the vocal part of speech), such as tone of voice, inappropriate volume or cadence (CPI).
- They are unaware of the impact this can have on another person.
- There may be a tendency to use swearing and inappropriate language with the intention of shocking the listener or as a response to stress.

## Suggested Script

Your tone of voice sounded rude. Please restate with respect


Using bad language is not necessary. Please restate with respect

## Hints and Tips

Remember that behaviour is communication and rudeness might indicate that something is wrong. Once a pupil has restated respectfully, the adult should praise them and then move on, there should not be the need to reprimand them.

# Fine to Finish

The purpose of this script is to support pupils with the procedures involved in bringing an activity to a natural end when they have not completed an activity, even if it is not complete.



## Facts

- ♦ Some pupils experience an increase in anxiety levels at points of transition.
- ♦ Some pupils have a 'perfectionist' approach to life and become anxious when they think they might not be able to meet their own high standard.
- ♦ Some pupils find it difficult to leave a piece of work unfinished, they may refuse to stop working and move onto their next lesson.

## Suggested Scripts

"There are 10 minutes left of the lesson. It is fine to finish working now."

"You can complete your maths in tomorrow's lesson/ after school..."

## Hints and Tips

To help pupils stop/ finish their task: develop a routine (using the same structure for ending each time) to make it easier for pupils to cope with their anxiety.

For conversation: Be sensitive to the individual as this is likely to be an area of distinct weakness when encouraging them to bring their conversation to a close.



# Visit to Creams



## Safeguarding


Keeping children safe in school is every school's priority.

As part of our Visitors Policy, we require all visitors to sign in at reception and read and sign our Visitor's Code of Conduct.

Please do not take offence when our office staff ask you to adhere to our procedures. Should any parent / carer feel unable to comply, we will be unable to let you past the reception area.



**We've been working on our outside space too!**



# Cawston Grange Christmas Craft and Gift Fair

Sunday 19th November 10am-4pm  
Cawston Grange Community Hall

Over 30 festive stalls and a tearoom...  
...plus, a raffle in aid of Quest Academy

Call Dawn on 07497 063742 for more information  
or to book a stall



# St George's Football Training

There are still places left on our trip to St George's Park where the England Football team train. It is on Thursday 16th November. It is in Burton-on-Trent which is about an hour from Quest.



The day will include:

- A tour of the National Football Centre
- Use of a changing room
- 90 minutes of fun football activity with an FA licensed coach



The cost to families is £20 per pupil.

**Please let Reception as soon as possible know if you want to book a place.**

Find out more at:

[www.thefa.com/about-football-association/st-georges-park/experiences/football-experience](http://www.thefa.com/about-football-association/st-georges-park/experiences/football-experience).



If your child would like to go but the finances are a problem please speak to:

Jo Godding, Operations Manager.



# Parent Pay

You should have all received a letter about Parent Pay that explains how to activate your account on the website. It is [www.parentpay.com](https://www.parentpay.com) and the home screen looks like this:



Parent Pay is currently being used for paying for school meals and trips.

Soon you will be able to pay for uniform too.

If you would like some support with this please contact Sarah Geddes 07504001918 or email [sarah.geddes@macintyreacademies.org](mailto:sarah.geddes@macintyreacademies.org)

**Please note: if you are paying for school meals, then your account needs to be in credit at all times.**

We have installed water coolers into each of our classrooms.

Please can each pupil bring in their own plastic water bottle to replenish throughout the day



# Answers to our Photo Quiz - how did you do?



A) Outside Door Lock



B) Window Bar



C) Lorry Tyre



D) Fence




E) Pipe outside of Staff room



F) Car Lock



G) Ford Focus Car Light



H) Hinge



I) Radiator Cover of a Car

Photography by Josh G. Year 10

## Quest Contact Details

Quest Academy  
St David's Way  
Bermuda Park  
Nuneaton  
CV10 7SD

E: [quest.office@macintyreacademies.org](mailto:quest.office@macintyreacademies.org)

T: 01788 593 112

## Reporting pupil absence and lateness

If your child is sick or will not be in school on time please ring reception on the above telephone number. You will also need to contact the taxi company to let them know.

## How to contact members of staff

Please contact Reception if you would like to speak with a member of staff. You will either be transferred or reception will e-mail the member of staff to let them know that you have called.

